

wendy reid

tree piece #50 ``19 variations"

for violin and percussion

INSTRUCTIONS FOR TREE PIECE #50



Begin at the lowest system, read from left to right, and proceed upward to the next system. Follow arrows when applicable.



Addition/subtraction process for the preceeding system: add each pitch/timbre one at a time (i.e. 1, 1+2, 1+2+3, etc.). Play the entire system; then, subtract each pitch/ timbre one at a time (i.e. 1+2+3, 1+2, 1).



Subtraction process only (for the preceeding system): Play the entire system; then, subtract each pitch/timbre one at a time (i.e. 1+2+3, 1+2, 1).

D.B....



"Dribbling" pitch/timbre: dribble to silence. With violin, the bow is bounced (or dribbled) on the string (to the tip). Other instruments create a similar effect.



Play a short pitch/timbre (.5- second)).



Play a long pitch/timbre (4+ seconds).

B.B.






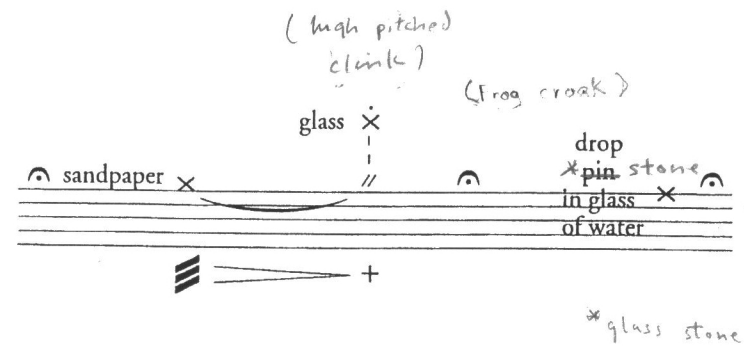
For violin, bow a short pitch behind the bridge on the A string; for other instruments, create a similar timbre/squeak.



harmonics; when the \diamond is a perfect fourth above the solid note, it sounds two octaves (15va) higher than the solid note. If a harmonic is not possible on a particular instrument, attempt to create a similar effect.

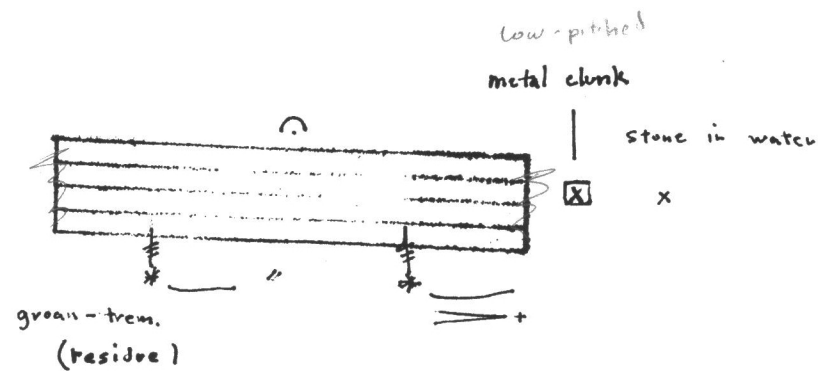


Play two pitches/timbres very quickly, the second higher in pitch than the first, but both being somewhat indefinite in pitch.

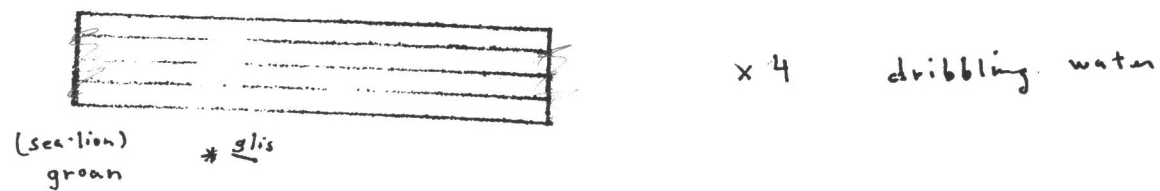



(Percussion part)






(match notation of previous page)



stick scrape on vib or xylo



glass | sandpaper | crotale
Arco
D.B.
ca. 4" ca. 4"

pp ————— +

Vibe (with fingers)
pizz: molto vibrato


sfp

pppp (barely audible)

presto, accel.

↑

Begin with one note; add one note at each repeat } +
X 4 minus one note at each repeat } -

D.B. , Arcs Pizz

(S.T.)
S.P.
Pizz D.B.





Begin with one note, add one note
at each repeat
x 3 minus one note at each repeat

		glass sandpaper crotale
W.B.		Arco
Pizz.	,	D.B.

Begin with one note; add one note at each repeat
 X 5 minus one note at each repeat

+




7

+ Begin with one note; add one note at each repeat
x 4 minus one note at each repeat

f - p

D.B. W.B.
Arco , Pizz.



pp + *pppp*

Vibe

Pizz.




2" 4"

echo


X 4 minus one note at each repeat

Stone in water
x




+ -
Begin with one note; add one note at each repeat
x 6 ^{subtract} minus one note
at each repeat

glass | sandpaper | crotale
D.B.



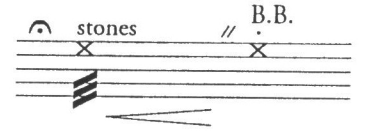
X 5 minus one note at each repeat



Begin with one note; add one note at each repeat
 x 6 minus one note at each repeat


V
 B
 E

Violin alone
V
B.B.



A musical staff with five lines. On the first line, there is a circled 'X' with the word 'stones' written above it. On the second line, there is a circled 'X' with 'B.B.' written above it. A double bar line is placed between the two circled 'X's. Below the staff, there are two slanted parallel lines.


Pizz. Vibe W.B. / glass
B.B.




A musical staff with five lines. On the first line, there is a note with a 'Pizz.' marking. On the second line, there is a note with a 'Vibe' marking. On the third line, there is a note with a 'W.B. / glass' marking. On the fourth line, there is a note with a 'B.B.' marking. Below the staff, there are two slanted parallel lines.

Begin with one note ; add one note at each repeat
X 6 minus one note at each repeat


+




→



←




↗



↑



↑



(PPP)

↑

squeaky, behind bridge (b.b.)
bowed / pizz. metal clunk



harmonic / tremolo / pizz.





harmonic / tremolo

(repeat, ad lib.)




harmonic (scratchy → clear)






7

Pizz. Arco
b.b. c.l. mumbling

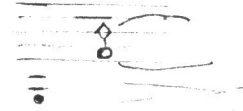


s.p. b. Pizz. Arco b.




x 7 minus one note at each repeat



Pizz D.B.



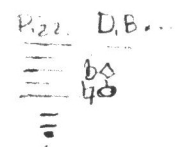
7



- x 6 minus one note
at each repeat




Pizz. D.B...



7

Pizz. Arco Pizz. Arco



+


Begin with one note; add one note
at each repeat

x 4 minus one note at each repeat

D.B...




incoherent mumbling
 <l./s.p./s.t./whatever



$\bar{+} + b = \bar{q}$ $b = \bar{+}$ $ob = \bar{+}$ $\bar{+} + \bar{q} = b = \bar{+}$ $b = \bar{+}$
 (pizz.) (pizz.) (etc.)



tremolo / silence




x — " x — "

(simultaneous silences)



(transparent)

groan / tremolo



x — " x — " x — " x — "
 < > > > (etc.)

(sporadic silences)



